



### District Report Card: 2017


<b>State:</b> Odisha	<b>District:</b> Nabarangpur
<b>Class:</b> 3	<b>Subject:</b> Language
<b>Schools:</b> 27	<b>Students:</b> 635


### Participation/Coverage


#### Students

<div>GENDER</div> <div></div>	Boys				Girls			
	Number		%		Number		%	
	301		47.40		334		52.60	

<div>AREA</div> <div></div>	Rural				Urban			
	Number		%		Number		%	
	635		100.00		0		0.00	

<div>CATEGORY</div> <div></div>	SC		ST		OBC		GEN	
	Number	%	Number	%	Number	%	Number	%
	62	9.76	466	73.39	106	16.69	1	0.16

<div>CWSN</div> <div></div>	LD	VI	HI	S&LD	ID	Oth
	2	2	0	1	1	2

<div>Management</div> <div></div>	Government				Government-aided			
	Number		%		Number		%	
	635		100.00		0		0.00	

### Average Performance of Students in Language (%)

Overall	Gender		Area		Management		Social Group			
	Male	Female	Rural	Urban	Govt.	Aided	SC	ST	OBC	GEN
64.00	63.70	64.27	64.00	0.00	64.00	0.00	61.94	65.36	59.12	73.33

## Performance on Learning Outcomes (LOs)

Learning Outcomes	Description	Average Performance(%)
L304	Reads small texts with comprehension i.e., identifies main ideas, details, sequence and draws conclusions	65.29
L312	Reads printed scripts on the classroom walls: poems, posters, charts etc.	61.42

Range of Performance of Students who Answered Correctly							
Below 30%		30% - 50%		50% - 75%		Above 75%	
Number	%	Number	%	Number	%	Number	%
65	10.24	108	17.01	232	36.54	230	36.22

## Lowest Performing Learning Outcomes (LOs)

1 - Reads printed scripts on the classroom walls: poems, posters, charts etc. (61.42)

2 - Reads small texts with comprehension i.e., identifies main ideas, details, sequence and draws conclusions (65.29)